

Gas Discharge Tube - PG26E-M Series

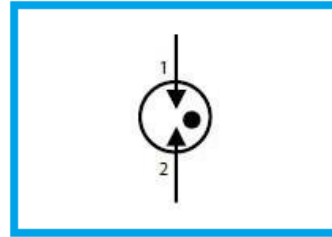
Features

- DC Spark-over voltage: 75~600V
- Low Capacitance
- Micro-Gap Design
- Stable breakdown voltage
- RoHS & HF compliant
- High holdover voltage
- High insulation resistance
- Large absorbing transient current capability.



Applications

- Communication equipment
- Test equipment
- Data lines
- CATV equipment
- Power Supplies
- Telecom SLIC protection
- Telecommunications

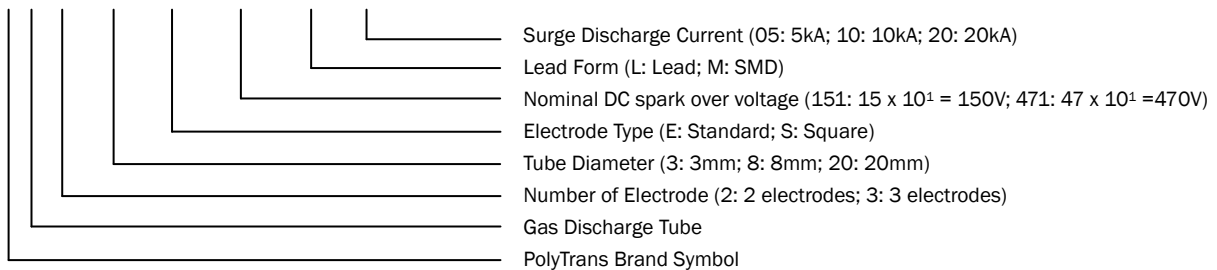


General Characteristics Definition

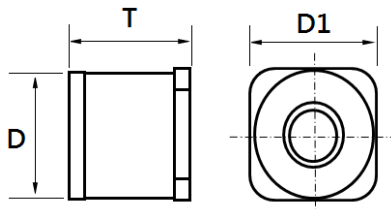
- Operating temperature: -40 ~ 85°C
- Storage temperature: -40 ~ 85°C

Part Number Code

P G □ □ □ □ □ □ □ □

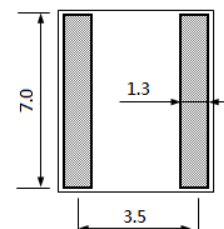


Physical Dimensions



Symbol	Dimension (mm)
D	6.0±0.5
T	4.2±0.5
D1	6.2±0.5

Solder pad layout

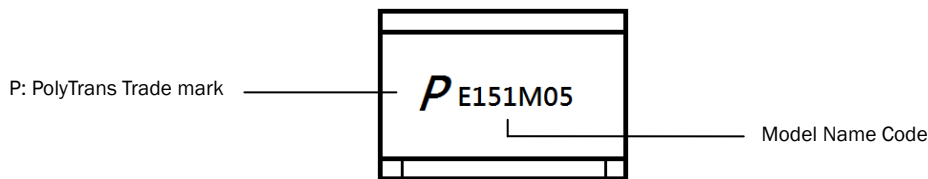


Gas Discharge Tube - PG26E-M Series

Electrical Characteristics

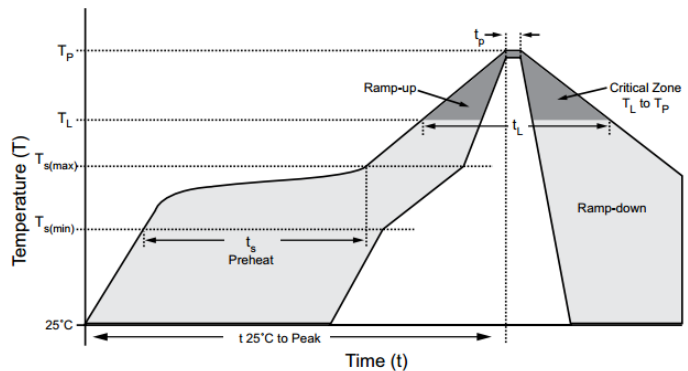
Part Number	DC Spark-over Voltage @ 100V/S	Impulse Spark-over Voltage @ 1kV/ μ S	Impulse Discharge Current 8/20 μ s 10 Hits	AC Discharge Current 1s/5 Times	Minimum Insulation Resistance	Maximum Capacitance @ 1.0 MHz	UL Certificate (E474915)
	(V)	(V)	(kA)	(A)			
PG26E075M05	75 \pm 20%	\leq 600	5	5	10	1.0	✓
PG26E091M05	90 \pm 20%	\leq 600	5	5	10	1.0	✓
PG26E151M05	150 \pm 20%	\leq 600	5	5	10	1.0	✓
PG26E201M05	200 \pm 20%	\leq 700	5	5	10	1.0	✓
PG26E231M05	230 \pm 20%	\leq 700	5	5	10	1.0	✓
PG26E301M05	300 \pm 20%	\leq 900	5	5	10	1.0	✓
PG26E351M05	350 \pm 20%	\leq 1000	5	5	10	1.0	✓
PG26E401M05	400 \pm 20%	\leq 1000	5	5	10	1.0	✓
PG26E471M05	470 \pm 20%	\leq 1200	5	5	10	1.0	✓
PG26E601M05	600 \pm 20%	\leq 1400	5	5	10	1.0	✓

Marking Definitions



Lead Free Reflow Soldering Recommendations

Preheat	
- Temperature Min (T _{smin})	150°C
- Temperature Max (T _{smax})	200°C
- Time (T _{smin} to T _{smax})	60-180 seconds
- Average Ramp-Up Rate	1~3°C/second
Peak Temperature	260°C max.
Time within 5°C of actual Peak Temperature (t_p)	40 seconds max.
Ramp-Down Rate	6°C/second max.

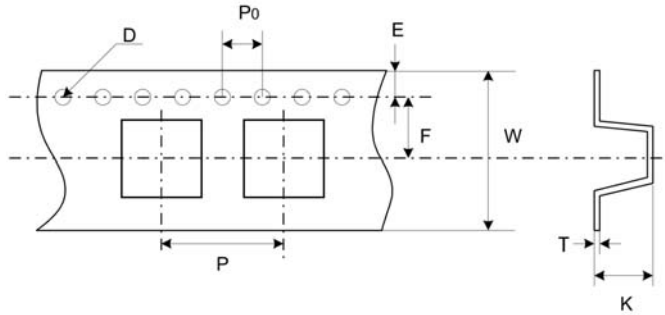


Note: If the reflow soldering temperatures exceed the recommended profile, devices may not meet the performance requirements.

Gas Discharge Tube - PG26E-M Series

Packaging Information

Part Number	Quantity	
	EA/Roll	EA/Carton
PG26E-M Series	750	6000



Dimension	Millimeters
P	12.0±0.1
P0	4.0±0.1
D	1.55±0.05
E	1.75±0.1
F	7.5±0.1
W	16.0±0.3
T	0.40±0.05
K	6.5±0.1