


**PRODUCT  
DATASHEET**



**PTS0603V24T500 Surface Mount Polymeric ESD Suppressors**

## PTS0603V24T500 Surface Mount Polymeric ESD Suppressors

### Description

Polytronics PolyTrans® ESD Suppressor is the leading ESD protection solution to meet IEC61000-4-2 level 4 transient and at the same time remain signal integrity above 4.5 Gbps. It is the ideal supplement protection solution for built-in IC protection to improve the overall stability and robustness of the products in the event of an ESD transient. PolyTrans® ESD Suppressor utilizes polymeric materials and advanced processes to help reduce the overall cost of added protection and at the same offer low leakage current to maximize battery life of the end product.





### Features

- Compact size (1.6 mm x 0.8 mm)
- Low leakage current
- Fast response time
- Bi-directional
- Low capacitance
- Surface mount

### Application

- HDMI 2.0 Hardware
- USB 3.0 / IEEE 1394
- Set-Top Box
- Computer Peripherals
- Desktop / Laptop Computers
- Portable and Handheld Electronics
- Fingerprint Device

### Agency Approval and Environmental Compliance

Regulation	Standard
 RoHS	2011/65/EU
 Halogen Free	IEC 61249-2-21:2003

### Electrical Characteristics

Part Number	Typical trigger Voltage (IEC)	Typical Clamping Voltage (IEC)	Rated Voltage	Typical Capacitance	Response Time	Leakage Current	ESD Pulse Withstand
PTS0603V24T500	500V	50V	24VDC	0.1pF	<1nS	<10nA	1000

### Equivalent Circuit



## PTS0603V24T500 Surface Mount Polymeric ESD Suppressors

### Physical Specifications

Materials	Body: Epoxy Fiberglass Terminals: Copper/Tin
Solderability	MIL-STD-202, Method 208
Soldering Parameters	Wave Solder: 260°C, 5 seconds max. Reflow Solder: 260°C, 10 seconds max.

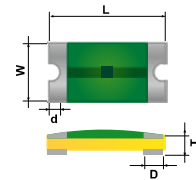
### Environmental Specifications

Operating Temperature	-40°C~125 °C
Moisture Resistance	85 °C/85%RH 1000Hr
Thermal Shock	MIL-STD-202, Method 107 -40°C~125 °C, 30min/cycle, 10 cycles

### Physical Dimensions (mm.)

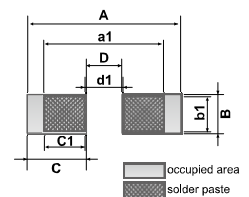
#### Dimensions (mm)

Part Number	L		W		T		D		d	
	min	max	min	max	min	max	min	max	min	max
PTS0603V24T500	1.40	1.80	0.60	1.00	0.40	0.60	0.25	0.45	0.12	0.18




#### Recommended Solder Pad Dimension (mm)

Part Number	A	B	C	D	a1	b1	c1	d1
PTS0603V24T500	3.05	0.76	1.27	0.51	2.95	0.74	1.20	0.54



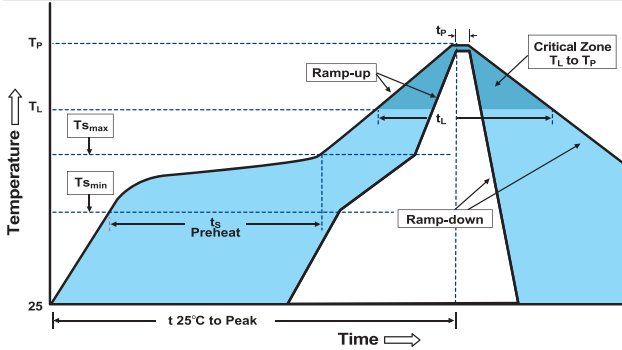
### Part Number

PT S 0603 □□□ □□□



# PTS0603V24T500 Surface Mount Polymeric ESD Suppressors

## Soldering Parameters



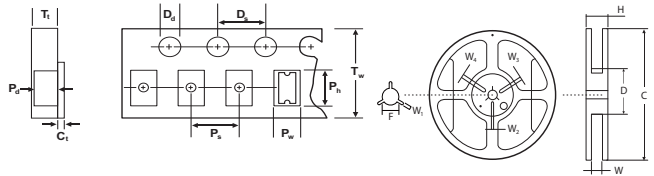
<b>Average Ramp-Up Rate (T<sub>smax</sub> to T<sub>p</sub>)</b>	3°C/second max.
<b>Preheat</b>	
-Temperature Min (T <sub>smin</sub> )	150°C
-Temperature Max (T <sub>smax</sub> )	200°C
-Time (T <sub>smin</sub> to T <sub>smax</sub> )	60-180 seconds
<b>Time maintained above:</b>	
-Temperature (T <sub>L</sub> )	217°C
-Time (t <sub>t</sub> )	60-150 seconds
<b>Peak Temperature (T<sub>p</sub>)</b>	260°C
-Time within 5°C of Actual T <sub>p</sub>	10 seconds max
<b>Ramp-Down Rate</b>	3°C /second max.
<b>Time 25°C to Peak Temperature</b>	8 minutes max.

Note 1: All temperature refer to topside of the package, measured on the package body surface.

Note 2: If reflow temperatures exceed the recommended profile, devices may not meet the performance requirements.

## Tape & Reel Specification (mm.)

Devices are packaged per EIA-RS481-1 (IEC 286, part3)



<b>C<sub>t</sub></b>	0.06 ± 0.01	<b>H</b>	12.0 ± 0.5
<b>D<sub>d</sub></b>	1.50 ± 0.10	<b>W</b>	9.0 ± 0.5
<b>D<sub>s</sub></b>	4.00 ± 0.10	<b>D</b>	60 ± 0.5
<b>P<sub>d</sub></b>	0.58 ± 0.10	<b>F</b>	13.0 ± 0.2
<b>P<sub>h</sub></b>	1.85 ± 0.10	<b>C</b>	178 ± 1.0
<b>P<sub>s</sub></b>	4.00 ± 0.10	<b>W<sub>1</sub></b>	2.2 ± 0.5
<b>P<sub>w</sub></b>	1.02 ± 0.10	<b>W<sub>2</sub></b>	3.0 ± 0.5
<b>T<sub>t</sub></b>	0.65 ± 0.10	<b>W<sub>3</sub></b>	4.0 ± 0.5
<b>T<sub>w</sub></b>	8.00 ± 0.10	<b>W<sub>4</sub></b>	5.5 ± 0.5

## Packaging Quantity

Part Number	Tape & Reel Quantity
PTS0603V24T500	5000